

Independent Auditor's Report

To the Members of
Enable Health Society
New Delhi

Report on Financial Statements

We have audited the accompanying financial statements of Enable Health Society, which comprise the Balance Sheet as at March 31, 2022, the statement of Income & Expenditure and the Receipts & Payments A/c for the year ended on that date, and a summary of the significant accounting policies and other explanatory information.


Management's Responsibility for the Financial Statements

Management is responsible for the preparation of these financial statements that give a true and fair view of the financial position, financial performance of the trust in accordance with accounting principles generally accepted in India, including the accounting standards prescribed by The Institute of Chartered Accountants of India. This responsibility also includes maintenance of adequate accounting records, selection and application of adequate accounting policies; making judgements and estimates that are reasonable and prudent; and design, implementation and maintenance of adequate internal financial controls that were operating effectively for ensuring the accuracy and completeness of accounting records, relevant to the preparation and presentation of financial statements that give a true and fair view and are free from material misstatement, whether due to fraud or error.

Auditor's Responsibility

Our responsibility is to express an opinion on these financial statements based on our audit. We conducted our audit in accordance with the Standards on Auditing issued by the Institute of Chartered Accountants of India. Those Standards require that we comply with ethical requirements and plan and perform the audit to obtain reasonable assurance about whether the financial statements are free from material misstatement.

An audit involves performing procedures to obtain audit evidence about the amounts and disclosures in the financial statements. The procedures selected depend on the auditor's judgment, including the assessment of the risks of material misstatement in the financial statements, whether due to fraud or error. In making those risk assessments, the auditor considers internal control relevant to the preparation and fair presentation of the financial statements in order to design audit procedures that are appropriate in the circumstances. An audit also includes evaluating the appropriateness of accounting policies used and the reasonableness of the accounting estimates made by the management, as well as evaluating the overall presentation of the financial statements.



We believe that the audit evidence we have obtained is sufficient and appropriate to provide a basis for our audit opinion.

Opinion

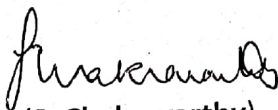
In our opinion and to the best of our information and according to the explanations given to us, the financial statements give a true and fair view in conformity with the accounting principles generally accepted in India:

- a) in the case of the Balance Sheet, of the state of affairs of the Trust as at March 31, 2022;
- b) in the case of the Income and Expenditure Account, of the excess of income over expenditure for the year ended on that date;

Further to the above, we report that

- a) We have sought and obtained all the information and explanations which to the best of our knowledge and belief were necessary for the purpose of our audit.
- b) In our opinion proper books of accounts as required by law have been maintained by the Trust so far as appears from our examination of those books.
- c) The Balance Sheet, Income & Expenditure and Receipts & Payments A/c dealt with by this Report are in agreement with the books of account.
- d) In our opinion the financial statement complies with the accounting standards prescribed by The Institute of Chartered Accountant of India.

For **Rajan, Chakravarthy & Associates**
Chartered Accountants
Firm Registration No. 017670N


(S. Chakravarthy)

Partner

Membership No.: 082138

Place: New Delhi
Date: 29/09/2022

UDIN: 22082138AYRIJU7471



Name	ENABLE HEALTH SOCIETY
Address	B-64, SECOND FLOOR, SARVODAYA ENCLAVE NEW DELHI-110017
Status	TRUST/ASSOCIATION OF PERSONS
Date of Trust	13-08-2004
Assessment Year	2022-23
Financial Year	2021-22
PAN:	AAAAE3900C

COMPUTATION OF TAXABLE INCOME/(LOSS)

Particulars	Amount (Rs.)	Amount (Rs.)
INCOME FROM OTHER SOURCES		
Gross income as per Income and Expenditure		12,54,65,967
85% of the above amount to be utilised towards charitable purpose		10,66,46,072
Amount actually applied towards charitable purposes U/s 11 of the Income Tax Act, 1961		
Total Expenses as per Income and Expenditure account	10,82,65,331	
Add: Prepaid Expenses	1,37,054	
Add: Purchase of Fixed Assets	25,750	
Since the amount applied towards charitable purpose is more than 85% of the Income Taxable Income		10,84,28,135
		NIL
Tax payable		-
Taxes paid		
TDS	40,483	
		40,483
Tax payable/(Refundable)		(40,483)

Meera Kataria
for



BALANCE SHEET AS AT MARCH 31, 2022

(All Amount in Rs.)

SOURCES OF FUNDS	SCHEDULE REFERENCE	AS AT MARCH 31, 2022			AS AT MARCH 31, 2021		
		FCRA	NFCRA	TOTAL	FCRA	NFCRA	TOTAL
Corpus Fund	1(a)	-	8,800	8,800	-	8,800	8,800
General Funds	1(b)	(12,48,753)	(41,46,265)	(53,95,018)	(12,48,753)	(84,44,381)	(96,93,134)
Capital Funds for Fixed Assets	2	-	-	-	-	-	-
Advance for Expenses		-	-	-	-	-	-
Unutilised Grant	3	7,18,55,927	1,32,09,709	8,50,65,636	16,07,68,765	2,39,88,237	18,47,57,001
		7,06,07,174	90,72,244	7,96,79,418	15,95,20,012	1,55,52,656	17,50,72,667
APPLICATION OF FUNDS							
Fixed Assets	4	-	2,48,676	2,48,676	-	3,60,545	3,60,545
Current Assets, Loans and Advances							
Cash and Bank Balance	5	8,13,82,649	77,41,396	8,91,24,045	15,66,07,169	1,71,35,367	17,37,42,535
Loans and Advances	6	-	30,60,091	30,60,091	38,29,977	51,74,899	90,04,876
Prepaid Expenses		-	1,37,054	1,37,054	-	1,31,336	1,31,336
		8,13,82,649	1,09,38,541	9,23,21,190	16,04,37,146	2,24,41,602	18,28,78,747
Less: Current Liabilities & Provisions	7	1,07,75,475	21,14,973	1,28,90,448	9,17,134	72,49,492	81,66,626
Net Current Assets		7,06,07,174	88,23,568	7,94,30,742	15,95,20,012	1,51,92,110	17,47,12,122
		7,06,07,174	90,72,244	7,96,79,418	15,95,20,012	1,55,52,655	17,50,72,667

Significant Accounting Policies and Notes to Accounts

11

The schedules referred to above form an integral part of the Balance Sheet.

As per our report of even date
under section 12A (b) of the Income Tax Act, 1961

For Rajan, Chakravarty & Associates

Firm Registration No. : 017670N

Chartered Accountants

S. Chakravarty

Partner

Membership No. 082138

Place: New Delhi

Date: 29/09/2022

For and on behalf of Enable Health Society

Meenu Ratnani
Secretary

Dr. B P Singh
President

Place: New Delhi

Date: 29/09/2022

Place: New Delhi

Date: 29/09/2022

ENABLE HEALTH SOCIETY
B-64, SECOND FLOOR, SARVODAYA ENCLAVE, NEW DELHI-110017
INCOME AND EXPENDITURE ACCOUNT FOR THE YEAR ENDED MARCH 31, 2022

(All Amount in Rs.)

INCOME	SCHEDULE REFERENCE	FOR THE YEAR ENDED MARCH 31, 2022			FOR THE YEAR ENDED MARCH 31, 2021		
		FCRA	NFCRA	TOTAL	FCRA	NFCRA	TOTAL
Grant Income	8	8,89,12,838	2,14,33,383	11,03,46,221	2,66,94,123	3,55,57,396	6,22,51,519
Donation Received-Restricted	9	-	27,56,007	27,56,007	-	76,33,438	76,33,438
Donation Received-Unrestricted			1,19,12,141	1,19,12,141	-	81,51,746	81,51,746
Interest received from Savings Bank		-	4,47,492	4,47,492	-	7,52,489	7,52,489
Interest on IT refund		-	4,106	4,106	-	35	35
Excess Provision written back		-	-	-	-	8,229	8,229
		8,89,12,838	3,65,53,129	12,54,65,967	2,66,94,123	5,21,03,333	7,87,97,456
EXPENDITURE							
Programme Expenses	10	8,89,12,838	2,32,27,521	11,21,40,359	2,66,94,123	4,51,76,272	7,18,70,395
Administrative Expenses	10	-	90,27,492	90,27,492	11,059	1,40,87,100	1,40,98,159
		8,89,12,838	3,22,55,013	12,11,67,851	2,67,05,182	5,92,63,372	8,59,68,554
Excess of Income over Expenditure for the year		-	42,98,116	42,98,116	-	-	-
Excess of Expenditure over Income for the year		-	-	-	(11,059)	(71,60,039)	(71,71,098)


Significant Accounting Policies and Notes to Accounts

11

The schedules referred to above form an integral part of the Balance Sheet.


As per our report of even date
under section 12A (b) of the Income Tax Act, 1961
For **Rajan, Chakravarthi & Associates**
Firm Registration No. : 017670N
Chartered Accountants

For and on behalf of Enable Health Society


S. Chakravarthi
Partner
Membership No. 082138




Place: New Delhi
Date: 29/09/2022


Meenu Ratnani
Secretary



Place: New Delhi
Date: 29/09/2022


Dr. B P Singh
President


Place: New Delhi
Date: 29/09/2022

ENABLE HEALTH SOCIETY
B-64, SECOND FLOOR, SARVODAYA ENCLAVE, NEW DELHI-110017
SCHEDULES TO THE FINANCIAL STATEMENTS

(All Amount in Rs.)

AS AT MARCH 31,2022		
FCRA	NFCRA	TOTAL
Opening Balance	8,800	8,800
Add:Fund received during the year	-	-
Add:Fund utilized during the year	-	-
Closing Balance	8,800	8,800
Opening Balance	(12,48,753)	(96,93,134)
Add/Less: Advance for Expenses	-	-
Add/Less: Excess of Expenditure over Income	42,98,116	42,98,116
Add/Less: Grant Adjusted	-	-
Closing Balance	(41,46,265)	(53,95,018)
Opening Balance	-	-
Add: Additions during the year	-	-
Less: Depreciation for the year	-	-
Less: Deletion	-	-
Closing Balance	-	-

AS AT MARCH 31,2021		
FCRA	NFCRA	TOTAL
Opening Balance	8,800	8,800
Add:Fund received during the year	-	-
Add:Fund utilized during the year	-	-
Closing Balance	8,800	8,800
Opening Balance	38,34,008	27,76,793
Add/Less: Advance for Expenses	1,80,480	-
Add/Less: Excess of Expenditure over Income	(71,60,039)	(71,71,098)
Add/Less: Grant Adjusted	(52,98,830)	(52,98,830)
Closing Balance	(84,44,381)	(96,93,134)
Opening Balance	-	-
Add: Additions during the year	-	-
Less: Depreciation for the year	-	-
Less: Deletion	-	-
Closing Balance	-	-



ENABLE HEALTH SOCIETY
B-64, SECOND FLOOR, SARVODAYA ENCLAVE, NEW DELHI-110017
SCHEDULES TO THE FINANCIAL STATEMENTS



Schedule 3: Unutilised Grant - FCRA

(All Amount in Rs.)

Nestle-Smalkha
Nestle-Moga
New Holland Tractor
Standard Chartered Bank-5.12cr
Standard Chartered Bank-75 Villages
Syngenta India Limited

Total

Opening Balance	Receipts during the year	Total	Programme Expenses	Administrative Expenses	Total Expenses	Closing Grant Balance	Income for the year
9,22,181	-	9,22,181	2,12,445	-	2,12,445	7,09,736	2,12,445
3,62,258	-	3,62,258	3,62,258	-	3,62,258	-	3,62,258
12,26,367	-	12,26,367	-	-	-	12,26,367	-
2,08,16,351	-	2,08,16,351	86,85,178	8,39,941	95,25,119	1,12,91,232	95,25,119
13,72,01,386	-	13,72,01,386	7,49,42,291	36,30,503	7,85,72,794	5,86,28,592	7,85,72,794
2,40,222	-	2,40,222	1,94,622	45,600	2,40,222	-	2,40,222
16,07,68,765	-	16,07,68,765	8,43,96,794	45,16,044	8,89,12,838	7,18,55,927	8,89,12,838



ENABLE HEALTH SOCIETY
B-64, SECOND FLOOR, SARVODAYA ENCLAVE, NEW DELHI-110017
SCHEDULES TO THE FINANCIAL STATEMENTS

Schedule 3: Unutilised Grant - NFCRA

(All Amount in Rs.)

Project	Opening Balance	Receipts during the year	Prior Year Adjustment	Total	Programme Expenses	Administrative Expenses	Total Expenses	Grant Returned	Closing Grant Balance	Income for the year
Ansal Deco Glass-1	17,57,615	-	-	17,57,615	5,95,639	24,114	6,19,753	-	11,37,862	6,19,753
Ansal Deco Glass-AAV and Vermiwash	2,30,034	-	-	2,30,034	-	-	-	-	2,30,034	-
Ashok Leyland	1,70,29,419	-	-	1,70,29,419	(1,32,088)	-	(1,32,088)	-	1,71,61,507	(1,32,088)
Ashok Leyland-2	(1,43,41,487)	-	-	(1,43,41,487)	-	-	-	-	(1,43,41,487)	-
Ashok Leyland-EZE	(25,29,707)	-	-	(25,29,707)	-	-	-	-	(25,29,707)	-
Asian Paint Ancleswar	(44,409)	-	-	(44,409)	11,009	265	11,274	-	(55,683)	11,274
Asian Paint - Kosamdi	(3,75,167)	-	-	(3,75,167)	6,650	465	7,115	-	(3,82,282)	7,115
Asian Paint -AAV & AAS	4,03,922	-	-	4,03,922	-	-	-	-	4,03,922	-
Asian Paint-6	6,12,250	-	-	6,12,250	-	-	-	-	6,12,250	-
Asian Paint-Hyderabad	2,36,474	-	-	2,36,474	-	-	-	-	2,36,474	-
Asian Paint-Mysore	2,50,175	-	-	2,50,175	-	-	-	-	2,50,175	-
Asian Paint-Navadiva	9,406	-	-	9,406	-	-	-	-	9,406	-
Asian Paints-New Project	1,01,037	-	-	1,01,037	-	-	-	-	1,01,037	-
Asian Paints-Prathama School	25,243	-	-	25,243	-	-	-	-	25,243	-
Asian Paint-Vizag	2,74,463	-	-	2,74,463	-	-	-	-	2,74,463	-
Bata India Limited-4 Schools-Gurugram	1,41,488	-	-	1,41,488	-	-	-	-	1,41,488	-
Dr.Lal	2,30,141	-	-	2,30,141	-	-	-	-	2,30,141	-
Fullerton India Credit Company Limited-4 (BAAS)	947	-	-	947	-	-	-	-	947	-
Grasim Industries Limited	(12,18,492)	20,76,300	-	8,57,808	3,92,274	32,275	4,24,549	-	4,33,259	4,24,549
Gulf Oil Lubricants India Limited	27,940	-	-	27,940	-	1,920	1,920	-	26,020	1,920
Gulf Oil Lubricants India Limited- Ambethkarnagar	9,23,286	-	-	9,23,286	17,410	-	17,410	-	9,05,876	17,410
Hannon	2,46,924	-	-	2,46,924	1,30,466	1,09,243	2,39,709	-	7,215	2,39,709
HDFC Standard Life Insurance Company Limited	21,146	-	-	21,146	-	23,800	23,800	-	(2,654)	23,800
HDFC Standard Life Insurance Company Limited-2	22,67,246	-	-	22,67,246	9,04,989	2,20,460	11,25,449	-	11,41,797	11,25,449
HG Infra Engineering Ltd	40,57,118	-	-	40,57,118	14,06,814	5,67,585	19,74,399	-	20,82,719	19,74,399
Hinduja Foundation	(1,73,280)	8,84,783	-	7,11,503	2,90,962	-	2,90,962	-	4,20,541	2,90,962
Mahanagar Gas Limited-3 AAV	(19,75,211)	39,85,209	-	20,09,998	13,42,800	265	13,43,065	-	6,66,933	13,43,065
Manindra AAV Project	7,73,881	-	-	7,73,881	4,04,696	1,00,598	5,05,294	-	2,68,587	5,05,294
Nestle - 12 Location TEMP	(2,76,120)	-	-	(2,76,120)	-	-	-	-	(2,76,120)	-
Nestle - Bikaner	2,77,872	-	-	2,77,872	1,56,964	29,016	1,85,980	-	91,892	1,85,980
Nestle - Kolkata	(4,120)	6,92,592	-	6,88,472	10,53,803	38,067	10,91,870	-	(4,03,398)	10,91,870
Nestle Cholaadi 04 School	(56,640)	-	-	(56,640)	-	-	-	-	(56,640)	-
Nestle Kolkata TEMP	(70,800)	-	-	(70,800)	-	-	-	-	(70,800)	-
Nestle Moga-20 School AMC	3,50,526	2,97,492	-	6,48,018	6,37,650	3,38,791	9,76,441	-	(3,28,423)	9,76,441
Nestle Nanjangud College	2,54,631	-	-	2,54,631	1,54,119	8,998	1,63,117	-	91,514	1,63,117
Nestle Nanjangud Hospital	2,68,331	-	-	2,68,331	1,48,002	14,649	1,62,651	-	1,05,680	1,62,651
Nestle Tau Devilal	1,08,357	-	-	1,08,357	1,08,357	9,338	1,17,695	-	(9,338)	1,17,695
Nestle-32 school	14,83,224	-	-	14,83,224	13,24,461	1,96,000	15,20,461	-	(37,237)	15,20,461
Nestle-CHC Kekri	2,33,295	66,216	-	2,99,511	2,35,078	22,019	2,57,097	-	42,414	2,57,097
Nestle-Choladi 03 School	7,83,667	-	-	7,83,667	4,53,669	77,662	5,31,331	-	2,52,336	5,31,331
Nestle-Kishangarh Renewal CHC	2,43,520	-	-	2,43,520	1,85,073	34,155	2,19,228	-	24,292	2,19,228
Nestle-Moga-04 School	16,53,480	2,16,237	-	18,69,717	10,31,387	1,000	10,32,387	-	8,37,330	10,32,387



ENABLE HEALTH SOCIETY
B-64, SECOND FLOOR, SARVODAYA ENCLAVE, NEW DELHI-110017
SCHEDULES TO THE FINANCIAL STATEMENTS

Schedule 3: Unutilised Grant - NFCRA
(All Amount in Rs.)

Project	Opening Balance	Receipts during the year	Prior Year Adjustment	Total	Programme Expenses	Administrative Expenses	Total Expenses	Grant Returned	Closing Grant Balance	Income for the year
Nestle-Moga-06 School	11,78,837	4,46,269		16,25,106	5,10,326	44,295	5,54,621	-	10,70,485	5,54,621
Nestle-Moga-2	(5,69,132)			(5,69,132)	(53,179)	15,047	(38,132)	-	(5,31,000)	(38,132)
Nestle-Mumbai 1 School	3,72,057			3,72,057	1,82,057	29,748	2,11,805	-	1,60,252	2,11,805
Nestle-PHC 1	14,19,567	6,86,605		21,06,172	25,29,310	1,27,452	26,56,762	-	(5,50,590)	26,56,762
Nestle-PHC-2	(91,124)	2,54,151		1,63,027	1,19,374	25,488	1,44,862	-	18,165	1,44,862
Nestle-Smalkha-2 School	2,67,623			2,67,623	2,67,620	40,529	3,08,149	-	(40,525)	3,08,149
Nestle-Smalkha-5 School	24,19,263	2,87,925		27,07,188	12,24,170	11,493	12,35,663	-	14,71,525	12,35,663
Nestle-Smalkha-AMC	(5,66,137)			(5,66,137)	2,43,726	1,39,143	3,82,869	-	(9,49,005)	3,82,869
New Holland	(12,08,185)			(12,08,185)	-	-	-	-	(12,08,185)	-
ONGC	32,019			32,019	-	-	-	-	32,019	-
ONGC - Ajol	(27,841)			(27,841)	0	0	-	-	(27,841)	-
ONGC-Muller	(16,037)	2,13,298		1,97,261	1,47,401	49,860	1,97,261	-	-	1,97,261
ONGC-Nada	(9,405)	2,13,298		2,03,893	1,53,893	50,000	2,03,893	-	-	2,03,893
PEL-Digwal	1,29,622			1,29,622			-	-	1,29,622	-
Pernod Ricard-Nashik	19,800			19,800	-	-	-	-	19,800	-
PRL Agastya Private Limited	(1,62,996)			(1,62,996)	9,576	-	9,576	-	(1,72,572)	9,576
Sunlife project		3,34,480		3,34,480	49,276	2,06,606	2,55,882	-	78,598	2,55,882
SCB-03 4AAV	(5,43,017)		-	(5,43,017)	1,21,998	26,935	1,48,933	-	(6,91,950)	1,48,933
SCFPL - subsidiaries	4,17,557		-	4,17,557	2,18,969	18,022	2,36,991	-	1,80,566	2,36,991
SCIL-2AAV	24,38,572		-	24,38,572	0	-	-	-	24,38,572	-
SCPE-1	6,14,984		-	6,14,984	-	-	-	-	6,14,984	-
SCPE-2	19,483		-	19,483	-	0	-	-	19,483	-
SCPE-2 New	12,00,478		-	12,00,478	-	-	-	-	12,00,478	-
SCPEA	(7,28,207)		-	(7,28,207)	22,216	265	22,481	-	(7,50,588)	22,481
SCPEA - Subsidiaries	10,29,220		-	10,29,220	1,36,362	44,653	1,81,015	-	8,48,205	1,81,015
SCSI - SUBSIDIARIES	(12,14,712)		-	(12,14,712)	4,98,067	42,666	5,40,733	-	(17,55,445)	5,40,733
SIDBI	(2,60,653)		-	(2,60,653)	0	-	-	-	(2,60,653)	-
SIDBI-1 (Mathavari)	5,01,943		-	5,01,943	5,700	-	5,700	-	4,96,243	5,700
SIDBI-2 (Mathavari-Chiller)	(51,030)		-	(51,030)	-	-	-	-	(51,030)	-
SIDBI-3 (Collectorate)	(1,36,726)		-	(1,36,726)	-	-	-	-	(1,36,726)	-
Sriram Transport	63,291		-	63,291	-	-	-	-	63,291	-
Standard Chartered Finance Limited	(5,39,463)		-	(5,39,463)	8,795	965	9,760	-	(5,49,223)	9,760
Standard Chartered Finance Limited-2	5,89,375		-	5,89,375	54,818	-	54,818	-	5,34,557	54,818
Standard Chartered Finance Limited-2 New	2,91,517		-	2,91,517	-	-	-	-	2,91,517	-
Standard Chartered Investments & Loans Ind. Ltd.	4,23,798		-	4,23,798	5,235	-	5,235	-	4,18,563	5,235
Ujjivan Financial Project	(2,70,172)		-	(2,70,172)	-	-	-	-	(2,70,172)	-
XEBIA IT Architect India Pvt Ltd	27,42,443		-	27,42,443	11,79,711	2,13,926	13,93,637	-	13,48,806	13,93,637
	2,39,88,237	1,06,54,855	-	3,46,43,092	1,84,95,605	29,37,778	2,14,33,383	-	1,32,09,709	2,14,33,383



Handwritten signature: Rajan Chakravarthy



Handwritten signature: Bix

ENABLE HEALTH SOCIETY
B-64. SECOND FLOOR, SARVODAYA ENCLAVE, NEW DELHI-110017

SCHEDULE NO : 4 Depreciation as per Income Tax Act

NFCRA :

S.No	Name of Asset	Rate of Depreciation	W.D.V as on 01.04.2021	Addition		Total as on 31/03/2022	Depreciation	Adjusment	W.D.V on 31.3.2022
				180 days or more	Less than 180 days				
1	Computer and Laptop-Old	40%	22	-	25,750	25,772	5,159	-	20,613
2	Computer and Laptop	40%	3,19,841	-	-	3,19,841	1,27,936	-	1,91,905
3	Furinture & Fitting	10%	31,566	-	-	31,566	3,157	-	28,409
4	Office equipment	15%	9,116	-	-	9,116	1,367	-	7,749
Total			3,60,545	-	25,750	3,86,295	1,37,619	-	2,48,676



[Handwritten Signature]
[Handwritten Signature]

ENABLE HEALTH SOCIETY
B-64, SECOND FLOOR, SARVODAYA ENCLAVE, NEW DELHI-110017
SCHEDULES TO THE FINANCIAL STATEMENTS

(All Amount in Rs.)

Schedule 5 : Cash and Bank Balances


Cash in hand
Balance with scheduled banks
HDFC
ICICI
SCB
PNB

AS AT MARCH 31,2022		
FCRA	NFCRA	TOTAL
-	815	815
-	50,03,400	50,03,400
-	23,69,505	23,69,505
8,13,82,649	2,46,760	8,16,29,409
-	1,20,916	1,20,916
8,13,82,649	77,41,396	8,91,24,045

Schedule 6 : Loans and Advances

Tax deducted at source receivable
Year Ending 2022
Income Tax Refund
Year Ending 2021
Year Ending 2020
Year Ending 2019
Year Ending 2011 & 12
Security Deposits
Advance for Exp
Grant Receivable
Advance to supplier
Salary Advance
Earnest money
Cheque in Hand

AS AT MARCH 31,2021		
FCRA	NFCRA	TOTAL
-	815	815
-	52,04,538	52,04,538
-	1,15,93,855	1,15,93,855
15,66,07,169	2,46,760	15,68,53,928
-	89,399	89,399
15,66,07,169	1,71,35,367	17,37,42,535



ENABLE HEALTH SOCIETY
B-64, SECOND FLOOR, SARVODAYA ENCLAVE, NEW DELHI-110017
SCHEDULES TO THE FINANCIAL STATEMENTS

(All Amount in Rs.)

Schedule 7 : Current Liabilities and Provisions

Other Liabilities

Tax Deducted at source
Payable to staff
Expenses Payable
Sundry Creditors

AS AT MARCH 31,2022		
FCRA	NFCRA	TOTAL
3,85,808	1,44,301	5,30,109
-	62,657	62,657
3,48,236	11,50,787	14,99,023
1,00,41,431	7,57,228	1,07,98,659
1,07,75,475	21,14,973	1,28,90,448

AS AT MARCH 31,2021		
FCRA	NFCRA	TOTAL
1,66,919	1,78,320	3,45,239
92,397	13,272	1,05,669
6,03,989	8,69,759	14,73,748
53,829	61,88,141	62,41,970
9,17,134	72,49,492	81,66,626



Rajan Chakravarthy



By

ENABLE HEALTH SOCIETY
B-64, SECOND FLOOR, SARVODAYA ENCLAVE, NEW DELHI-110017
SCHEDULES TO THE FINANCIAL STATEMENTS

Schedule 8: Grant Income

Grant Income


Schedule 9: Donation Income-Restricted

Donation Received

FOR THE YEAR ENDED MARCH 31, 2022		
FCRA	NFCRA	TOTAL
8,89,12,838	2,14,33,383	11,03,46,221
8,89,12,838	2,14,33,383	11,03,46,221
-	27,56,007	27,56,007
-	27,56,007	27,56,007

(All Amount in Rs.)

FOR THE YEAR ENDED MARCH 31, 2021		
FCRA	NFCRA	TOTAL
2,66,94,123	3,55,57,396	6,22,51,519
2,66,94,123	3,55,57,396	6,22,51,519
-	76,33,438	76,33,438
-	76,33,438	76,33,438




ENABLE HEALTH SOCIETY
B-64, SECOND FLOOR, SARVODAYA ENCLAVE, NEW DELHI-110017
SCHEDULES TO THE FINANCIAL STATEMENTS

Schedule 10: Programme and Administrative Expenses

(All Amount in Rs.)

	FOR THE YEAR ENDED MARCH 31, 2022			FOR THE YEAR ENDED MARCH 31, 2021		
	FCRA	NFCRA	Total	FCRA	NFCRA	Total
Programme Expenses						
Programme Expenses	8,89,12,838	2,00,99,504	10,90,12,342	2,66,94,123	3,49,73,606	6,16,67,729
Project Water Testing Charges	-	24,11,489	24,11,489	-	41,88,264	41,88,264
Site Construction Expenses	-	7,16,528	7,16,528	-	60,14,402	60,14,402
	8,89,12,838	2,32,27,521	11,21,40,359	2,66,94,123	4,51,76,272	7,18,70,395
Administrative Expenses						
Activity Exps World Water Day	-	4,479	4,479	-	1,982	1,982
Audit Fees	-	29,827	29,827	-	78,832	78,832
Bank Charges	-	23	23	-	963	963
Computer Expenses	-	(4,750)	(4,750)	-	4,583	4,583
Contract Fees	-	1,69,825	1,69,825	-	5,83,847	5,83,847
Courier Charges	-	3,237	3,237	-	7,399	7,399
Covid - 19	-	371	371	-	4,453	4,453
Depreciation	-	1,37,619	1,37,619	-	2,18,358	2,18,358
Electricity Expenses	-	4,634	4,634	-	12,191	12,191
Food Expenses	-	315	315	-	-	-
Hotel Stay Charges	-	1,325	1,325	-	5,566	5,566
Incentive Exps	-	22,742	22,742	-	86,920	86,920



ENABLE HEALTH SOCIETY
B-64, SECOND FLOOR, SARVODAYA ENCLAVE, NEW DELHI-110017
SCHEDULES TO THE FINANCIAL STATEMENTS

Schedule 10: Programme and Administrative Expenses

	FOR THE YEAR ENDED MARCH 31, 2022			FOR THE YEAR ENDED MARCH 31, 2021		
	FCRA	NFCRA	Total	FCRA	NFCRA	Total
Insurance Expenses	-	30,199	30,199	-	1,34,396	1,34,396
Interest Expenses on TDS	-	35	35	11,059	5,334	16,393
Internet Expenses	-	2,300	2,300	-	8,214	8,214
Legal Professional Expenses	-	18,933	18,933	-	7,871	7,871
Local Conveyance Expenses	-	2,543	2,543	-	-	-
Material & Direct-Other expenses	-	20,01,488	20,01,488	-	-	-
Misc Exp	-	7,265	7,265	-	-	-
Office Admin Expenses	-	16,643	16,643	-	62,688	62,688
Office Repair & Maintenance Expenses	-	-	-	-	-	-
Other Expenses	-	-	-	-	-	-
Printing & Stationary Expenses	-	64	64	-	2,095	2,095
Project Activity Exps	-	5,524	5,524	-	14,80,230	14,80,230
Project Internet Exps	-	-	-	-	733	733
Rent Expenses	-	20,049	20,049	-	2,09,880	2,09,880
Salary Expenses	-	64,15,398	64,15,398	-	1,10,45,645	1,10,45,645
Stamp Paper Expenses	-	2,270	2,270	-	8,690	8,690
Telephone Expenses	-	1,19,913	1,19,913	-	96,538	96,538
Training & Workshop expenses	-	-	-	-	891	891
Travelling Expenses	-	-	-	-	10,208	10,208
Website Expenses	-	15,221	15,221	-	8,593	8,593
	-	90,27,492	90,27,492	11,059	1,40,87,100	1,40,98,159



K. P. K. K.



B. K.

ENABLE HEALTH SOCIETY-FCRA
B-64, SECOND FLOOR, SARVODAYA ENCLAVE, NEW DELHI-110017

RECEIPTS & PAYMENT ACCOUNT FOR THE YEAR ENDED 31ST MARCH, 2022

RECEIPTS				PAYMENTS			
	FCRA	NFCRA	TOTAL		FCRA	NFCRA	TOTAL
Opening Balances							
-Bank Balances	15,66,07,169	1,71,34,552	17,37,41,720				
-Cash	-	815	815	Programme Expenses	7,81,37,363	2,12,36,976	9,93,74,339
Donations Received	-	1,46,68,148	1,46,68,148	Administrative Expenses	-	88,90,992	88,90,992
Grant Received	-	1,06,54,855	1,06,54,855				
Bank Interest	-	4,47,492	4,47,492				
Interest on IT Refund	-	4,106	4,106	Total Expenses paid	7,81,37,363	3,01,27,968	10,82,65,331
Other Receipts				Purchase of Fixed Asset		25,750	25,750
Income Tax Refund		45,624	45,624	Previous Year expenses Paid	4,00,067	70,06,272	74,06,339
Advance Received	33,12,910.00	31,55,653	64,68,563	Prepaid Expenses		1,37,054	1,37,054
				Tax Deducted at source		45,448	45,448
				Closing Balances			
				-Bank Balance	8,13,82,649	77,40,581	8,91,23,230
				-Cash	-	815	815
				-Cheque in Hand		10,27,358	10,27,358
Total	15,99,20,079	4,61,11,245	20,60,31,324	Total	15,99,20,079	4,61,11,245	20,60,31,324

Verified as per Books of accounts and other records made available to us

For Rajan, Chakravarthy & Associates

Firm Registration No. : 017670N

Chartered Accountants

S Chakravarthy
S Chakravarthy

Partner

Membership No. 082138



Place: New Delhi

Date: 29/09/2022

For and on behalf of Enable Health Society

Meenu Ratnani
Meenu Ratnani
Secretary



Dr. B P Singh
Dr. B P Singh
President